



Number of insurers

6 Insurance companies

Life: ●●
Non-life: ●●●●

11 Foreign insurance companies' branches

Life: ●●●●
Non-life: ●●●●●●



Investment portfolio (Insurance companies)

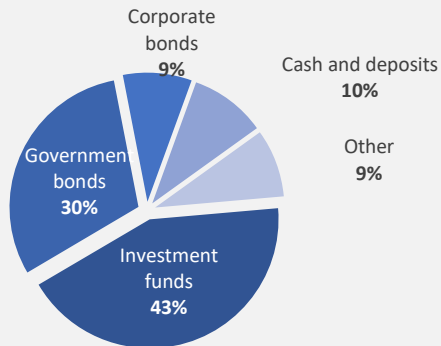
Total investments

€1.3 bln

Compared to Q2 2021

-7.68% ↓

Change in the investment value



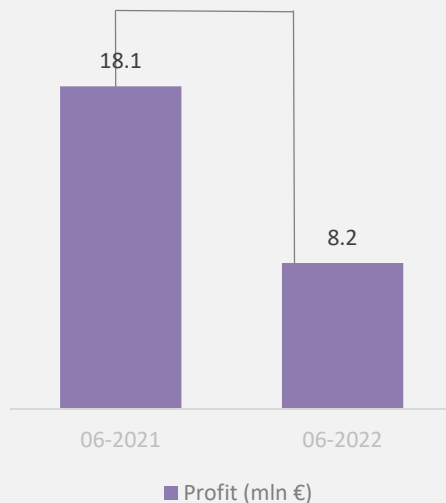
Solvency and Profitability (Insurance companies)

Profit

€8 mln

Solvency ratio* **162%**

Return on assets (ROA) **1.1%**



Premiums written (Insurance companies and branches)

Gross premiums written (total)

€490 mln

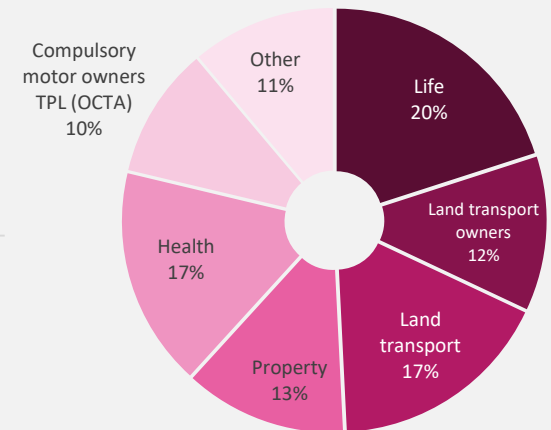
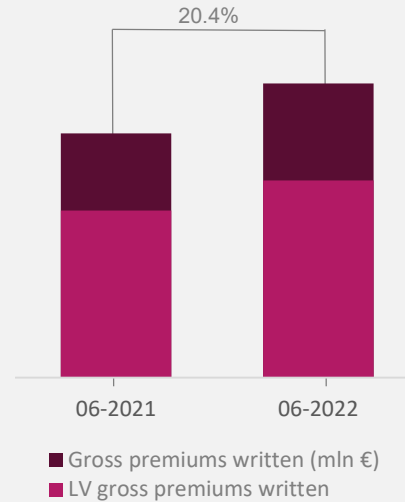
LV gross premiums written

€328 mln

Compared to Q2 2021

18.0% ↑

LV gross premiums written



Claims paid (Insurance companies and branches)

Total claims paid

€322 mln

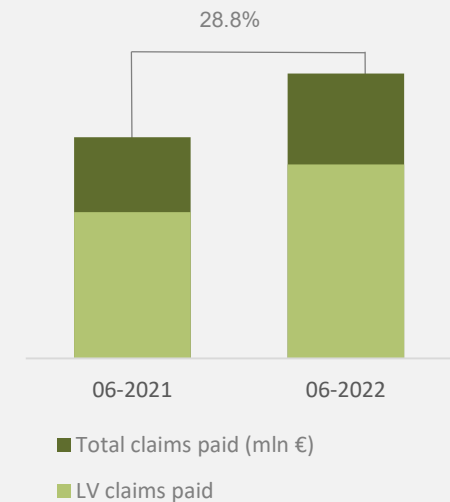
LV claims paid

€219 mln

Compared to Q2 2021

32.6% ↑

LV claims paid



Updated on 08.09.2022.

More information: <https://www.fktk.lv/en/statistics/insurance/>

* Minimum requirements 100%