



Number of EMI & PI

6

Number of EMI

-1

during the year

5

Number of PI

-1

during the year

EMI – electronic money institutions

PI – payment institutions

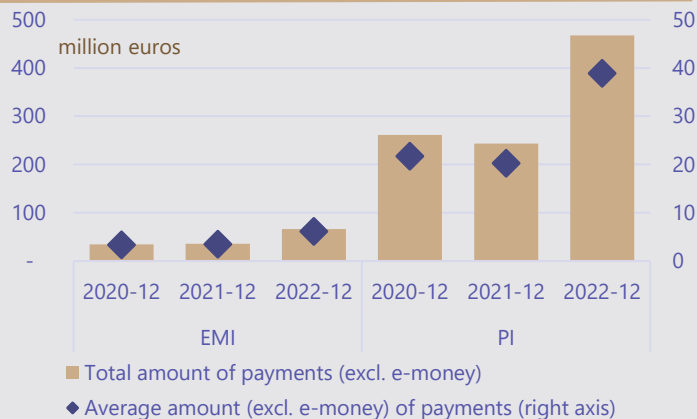


EMI & PI payments

Comparing to 31.12.2021:

86% (EMI)

92% (PI)



EMI & PI licenses

3

Number of licensed EMI

3

Number of registered EMI

5

Number of licensed PI

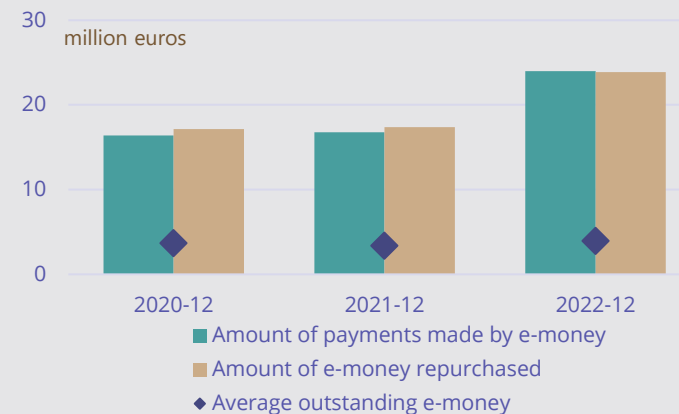
0

Number of registered PI



Turnover of e-money (EMI)

million euros



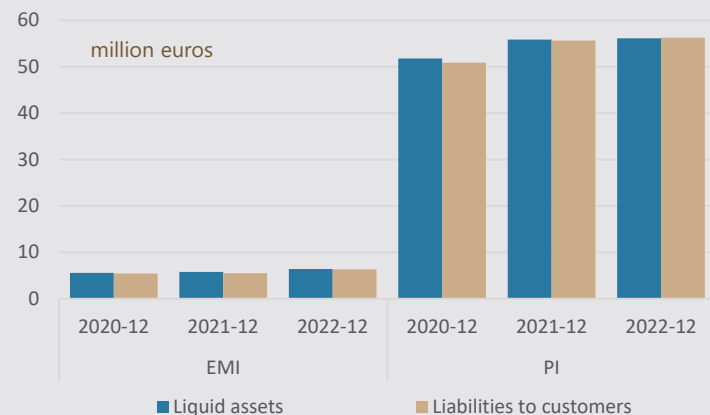
Comparing to 31.12.2021:

43%

38%



EMI & PI liquid assets & liabilities to customers

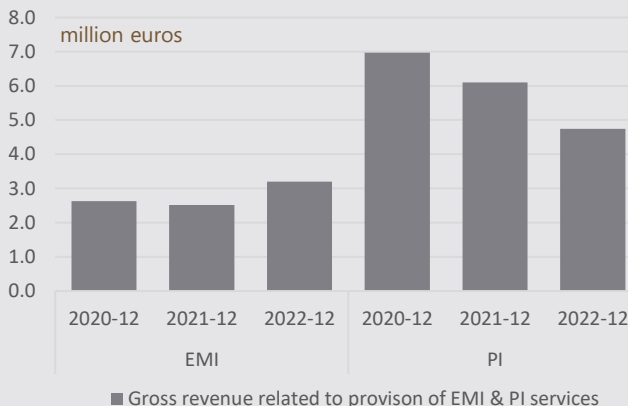


Liquid assets > Liabilities to customers



EMI & PI services revenues

million euros



Comparing to 31.12.2021:

27% (EMI)

-22% (PI)