



Number of insurers

6

Insurance companies

Life: ●●
Non-life: ●●●●

11

Foreign insurance companies' branches

Life: ●●●●
Non-life: ●●●●●●



Investment portfolio (Insurance companies)

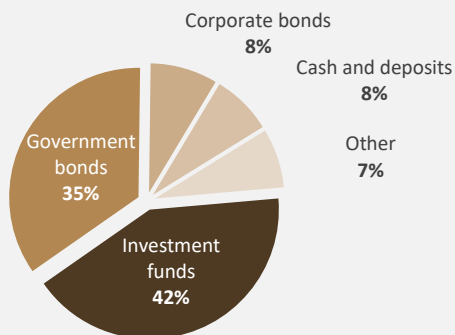
Total investments

€1.3 bln

Compared to Q2 2022

2.82% ↑

Change in the investment value



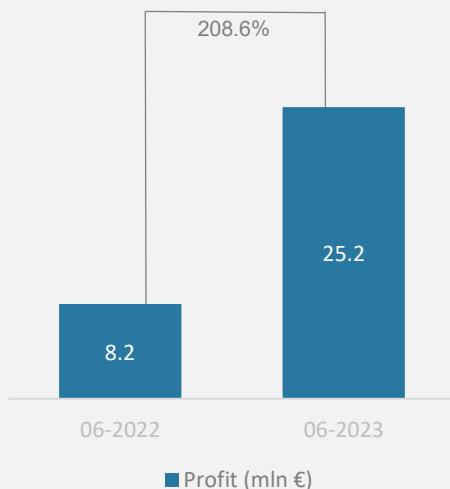
Solvency and Profitability (Insurance companies)

Profit

€25 mln

Solvency ratio* **173%**

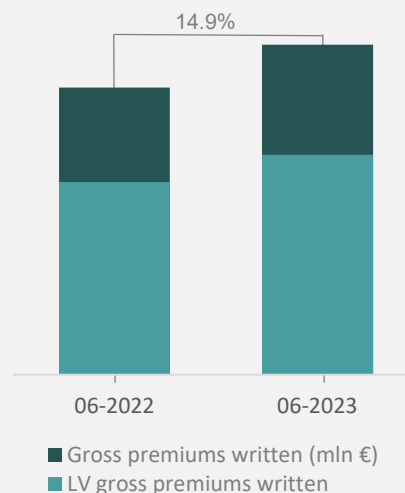
Return on assets (ROA) **3.5%**



Premiums written (Insurance companies and branches)

Gross premiums written (total)

€563 mln



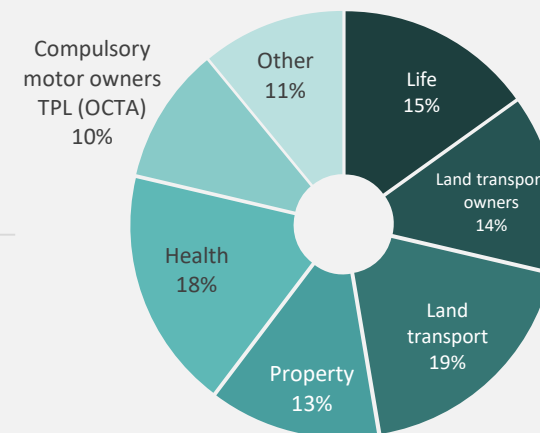
LV gross premiums written

€375 mln

Compared to Q2 2022

14.2% ↑

LV gross premiums written



Claims paid (Insurance companies and branches)

Total claims paid

€343 mln

LV claims paid

€225 mln

Compared to Q2 2022

2.7% ↑

LV claims paid

